


ZY-KA98 36 Volt Controller Product Specifications

Technical Parameters







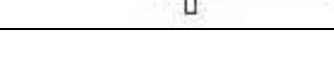



Rated Voltage	36 Volts
Rated Current †	30 Amps
Rated Motors	≤ 500 Watts
Rated Efficiency	95%
Rated Charger	≤ 3.0 Amps
Under Voltage Protection ††	30.5 Volts ± 0.5 Volts
Dimensions	95 x 76 x 38 mm

TNC Scooters



ZY-KA98 36 Volt – 2012 – TNC Scooters

Wiring Specifications



Power Connector <i>§ - Required Connection</i>	<p>+ Positive (Red)  To</p> <p>- Negative (Black)  Battery</p>
Motor Connector <i>§ - Required Connection</i>	<p>+ Positive (Yellow)  To</p> <p>- Negative (Green)  Motor</p>
Throttle Connector <i>§ - Required Connection</i>	<p>+ Positive (Red)  To Throttle</p> <p>s - Signal (Blue)  -OR-</p> <p>- Negative (Black)  Derailleur</p>
Lock Connector <i>§ - Required Connection</i>	<p>+ Positive (Red)  To Ignition</p>
Brake Lever Connector	<p>+ Positive (Yellow)  To</p> <p>- Negative (Black)  Brake Lever</p>

Wiring Specifications continued on back...

†- The Rated Current prevents the motor current from exceeding the specified value avoiding damage to the motor and the controller due to over current conditions.

†† - The Under Voltage Protection circuit cuts off the battery output when battery voltage falls below the specified value.

Wiring Specifications – continued

Speed Indicator	+ Positive (Green)  Speed Indicator
Speed Limit Potentiometer	 Speed Limit Pot

§ - Connection required for the controller to function properly.
 (Battery Connector, Motor Connector, Throttle Connector, Ignition Switch).

NOTES