
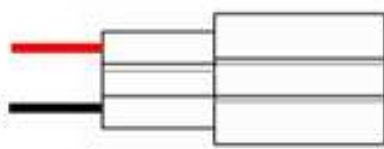
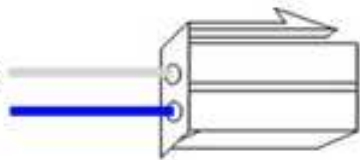
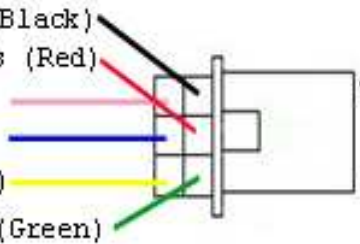
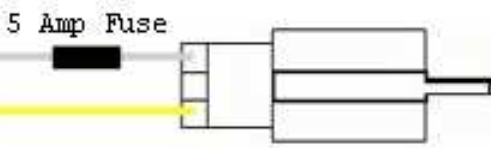


CT-611B9 36 Volt Controller Product Specifications	
Technical Parameters	
Rated Voltage	36 Volts
Rated Current †	25 Amps
Rated Motors	≤ 500 Watts
Rated Efficiency	95%
Rated Charger	≤ 3.0 Amps
Under Voltage Protection ††	30.5 Volts ± 0.5 Volts
Dimensions	95 x 76 x 38 mm





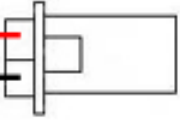


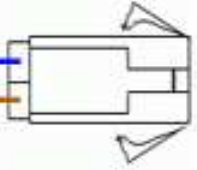



Power Connector <i>§ - Required Connection</i>	+ Positive (Red) - Negative (Black)  To Battery
Motor Connector <i>§ - Required Connection</i>	+ Positive (White) - Negative (Blue)  To Motor
Six Wire Connector <i>§ - Required Connection</i> <i>SEE NOTES</i>	- Negative (Black) + Positive 4.3 Volts (Red) Brake Lever (Pink) Brake Lever (Blue) Speed Signal (Yellow) s - Signal (Green)  To Throttle -OR- Deraillieur
Ignition Switch Connector <i>§ - Required Connection</i>	5 Amp Fuse (White) (Yellow)  To Ignition Switch

Wiring Specifications continued on back...

†- The Rated Current prevents the motor current from exceeding the specified value avoiding damage to the motor and the controller due to over current conditions.

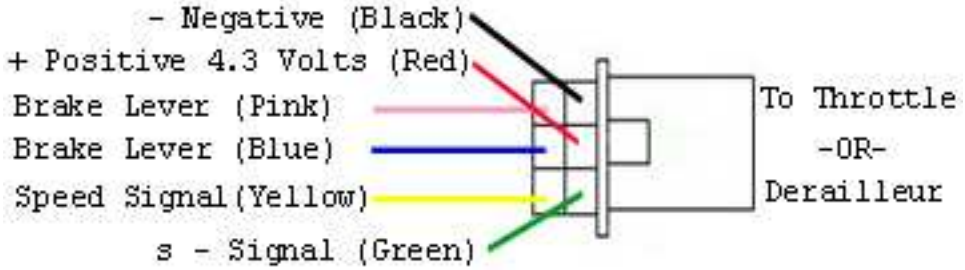
†† - The Under Voltage Protection circuit cuts off the battery output when battery voltage falls below the specified value.

Wiring Specifications – continued

Charge Connector	+ Positive (Red)    To Charger
Power Indicator Connector	+ Positive (Blue)    To Power Indicator
Brake Light Connector	+ Positive (Red)    To Brake Light

§ - Connection required for the controller to function properly.
 (Battery Connector, Motor Connector, Throttle Connector, Ignition Switch).

NOTES



The Six Wire Connector is a combination of the Throttle Connector, Brake Lever Connector, and the Speedometer Connector. The Throttle wires (BLACK, RED, and GREEN) are required for the controller to function properly. The Brake Lever wires (PINK and BLUE) and the Speedometer Signal wire (YELLOW) are optional connections.

WARNING

USE EXTREME CAUTION WHEN CONNECTING THE THROTTLE TO PERVENT ELECTRICAL SHORT CIRCUITS.